
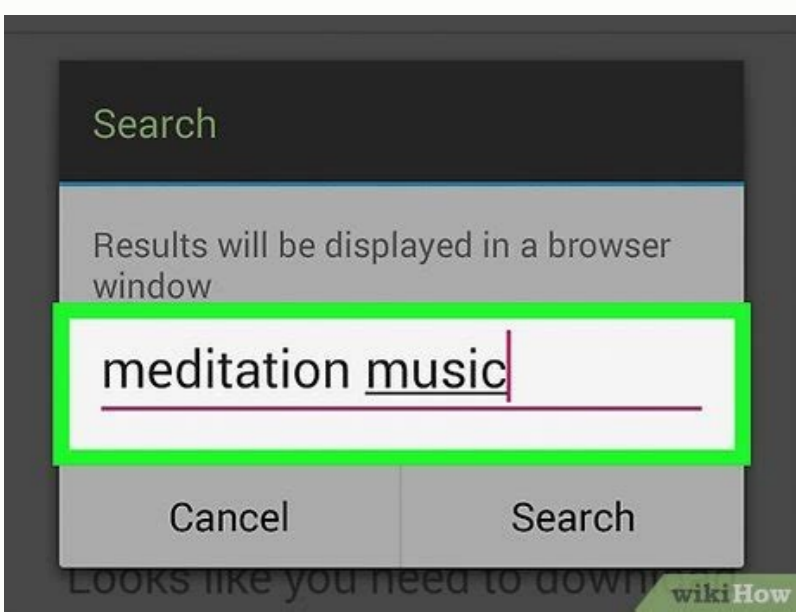
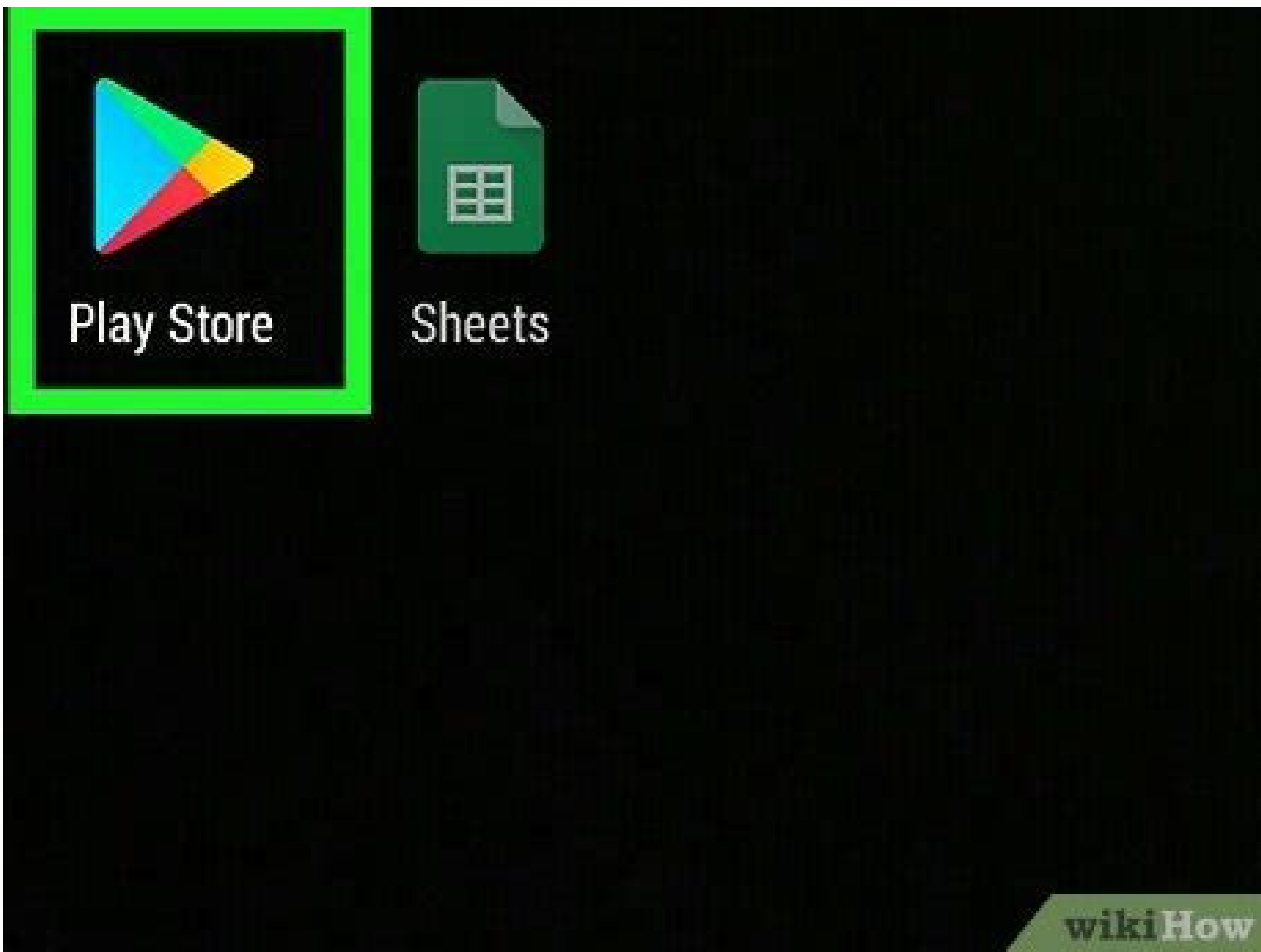
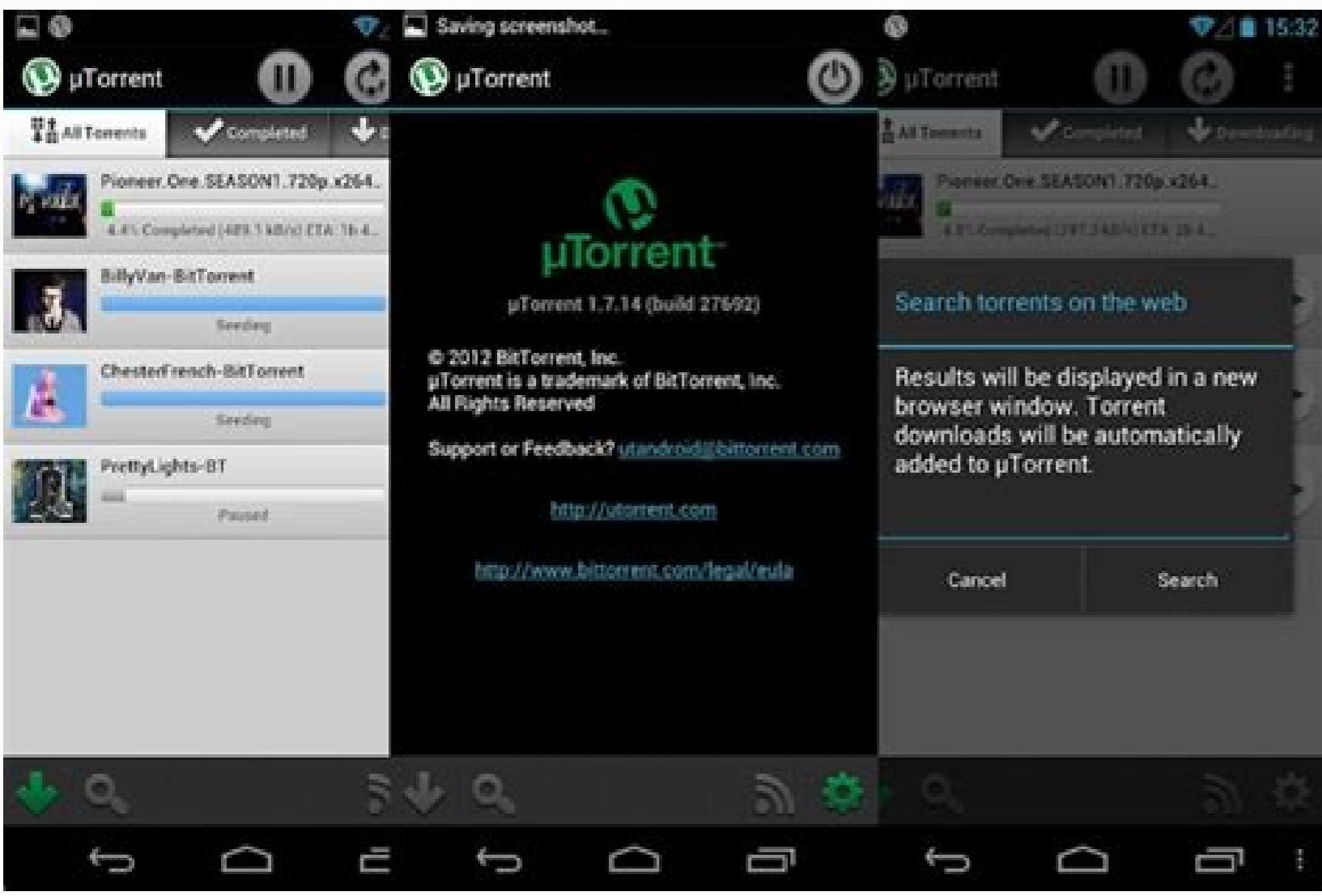


How does utorrent work on android

 I'm not robot  reCAPTCHA

Continue



Home UTORENT Pocket uTorrent Android Utorrent Android Buj Main Utorrent Pocket uTorrent Android Utorrent Buj File Torrent can be faster and easier than direct download, especially if you want to quickly download a large file. And if the connection is lost, you do not need to throw the settings again. Most people use windows. But there is also a wide range of Android applications that you can use to download torrent files. This article explains how to download torrent files right on the Android Smartphone and which torrent applications are the best. What can I download through the Torrent application? Before you start downloading torrent files on your smartphone, you need to know which files you can open. You can download files from any torrent, but the Android system cannot open them all. For example, if you download an exe file, it will remain in the download folder, but the system does not recognize it. Indeed, EXE is Windows executable. On the other hand, if your torrent is filled with music files in MP3 format, you can reproduce them. However, any file that you download from a torrent client can be moved or copied to other devices using various metabolic methods. For example, you can download an exe file on Android and copy it to your computer via USB or cloud resource. The relevant conditions must be set before loading the torrent. The use of the torrent files via Wi-Fi usually takes too much time. Passing capacity. If you use mobile data with a limited package, your account may be astronomical. Before starting uploading, make sure that the smartphone is connected to the Wi-Fi network. For most torrent applications, you can change the option of stopping all downloads if the device is not connected to the Wi-Fi network. Despite the fact that torrent clients are recognized as a means of distribution of files protected by copyright Right, they are completely legal. Many people use them to easily exchange free programs or their files. You can find many free torrent clients in the Play Store. Some of the most popular torrent applications: Utorrent is the most popular torrent client on all devices. You choose a place to download, and you can only enable the download option through Wi-Fi. A simple and convenient interface. He has excellent support Home Utorrent Mobile uTorrent Android FAQ Utorrent Android Home Utorrent Mobile uTorrent Android FAQ Utorrent Android Torrenting a file can be faster and more convenient than downloading directly, especially if you want to download a large file quickly. If the link breaks, you don't have to download it from the beginning. Most people use Windows for streaming. However, there are also many different Android apps that you can use to download torrent files. This article will tell you how to download torrent files directly to your Android smartphone and which torrent apps are the best. What can I download with a torrent app? Before you start downloading torrent files to your smartphone, you need to know which files you can open. You can download files from any torrent, but Android can't open all of them. For example, if you download an exe file, it will remain in your downloads folder, but the system will not recognize it. Actually, exe is a Windows executable file. On the other hand, if your torrent is full of MP3 music files, you can play them. Any file you download from a torrent client can be moved or copied to other devices using various sharing methods. For example, on Android, you can download an exe file and copy it to your computer via USB or cloud sharing. Before downloading torrents, you need to set the appropriate conditions. Bandwidth. If you use mobile data with a limited plan, your bill can be astronomical. Before starting the download, make sure your smartphone is connected to a Wi-Fi network. In most torrent apps, you can enable the option to stop all downloads when the device is not connected to Wi-Fi. Despite its reputation as a copyrighted file distribution tool, Torrent clients are completely legal. Many people use them for free or to easily share their files. You can find many free torrent clients in Play Store. Some of the most popular torrent apps: Utorrent This is the most popular torrent client on all devices. You choose the download location and you can enable the option Wi-Fi-Fiyal Downloads.bittorrent. Content can be obtained for free. He has a lot of support and RSS feeds. It also has great support for magnetic connections because it can detect magnetic connections from your browser. The interface has been perfectly optimized for tablets and you can also download different themes. Frostwire. This client has an under construction torrent search engine, music player, media library and many other cool additions. If the torrent contains multiple files, you can choose which one to download. It doesn't consume too many resources and still gets all the correct basic information. When you find a Torrent app that suits you in the Play Store, just click the install button and wait for the app to install. Download torrent files from torrent sites to find torrents yourself. Some torrent apps have a search engine under development, but to find torrent sites it may be more appropriate to use your browser, which sites come first. Choose one and enter the name of the file you want to download in the search bar. You should select a torrent containing a large number of cultivated files and then download it. When you open it, the torrent is loaded into the client application and starts downloading it to the storage area you specified. You can change the download target for each app in the Settings menu. The best place to download torrent files is where you have the most free disk space, e.g. B. External memory card. Download torrents carefully, you have to be careful while downloading torrent files because all available files are not legal or safe. There is always a risk of downloading content that is protected by malware or copyright. So be sure to research the source before hitting the download button. 1 Install classic Utorrent. Utorrent Classic offers more configuration options than Utorrent Web, including encryption options. This is the right choice for you if you are an advanced user or don't want to use the application in your web browser. You can download Utorrent Classic at . During installation, follow the instructions on the screen to allow Utorrent to pass through the firewall. During installation, be very careful with each installation screen. You will be prompted to install other applications such as Spyhunter or Winzip and this may not be clear at first. Remove application signs Utorrent asks you Install and/or Click "Reject" after the prompt. If, during Windows installation, the error "Operations cannot be completed successfully because the file contains a virus" means that Windows considers uTorrent to Malware. As long as you download the installation program directly from uTorrent.com, there is no virus. To install uTorrent, you can run the installation program as follows: Press Windows + I open the settings. Click the update and security (Windows 10) or privacy and security (Windows 11). Click to protect against viruses and threats. In warnings uTorrent.exe or UTWEB INSTALLER.EXE Click the button at the bottom and select Enable on the device. 2 Open Utorrent Classic. You can find it in the Windows menu or in the Mac application folder. 3 Enable the protocol encryption. Many ISPs slow down the connection of people using applications as uTorrent to save the bandwidth for their other customers. [1] By enabling the encryption of the UTORRENT protocol, you can hide the fact that you are using uTorrent from your ISP, which should prevent your connection from slowing down. Here's the instructions: Click the Options menu at the top of Utorrent. Click "Settings". Click the BitTorrent tab on the left. In the Protocol Encryption menu, select Enabled and make sure Allow Legacy Incoming Connections is checked. If you later find that downloading is still slow, try to go to forced - the problem is that fewer users can connect when downloading files. Click OK. 4 Find Torrent. To find what you are looking for, you can use an intelligent search box at the top of uTorrent. You can also erase the name or type of file you are looking for, and .Torrent, or just search the trusted Torrent search pages. When you are looking for uTorrent, your default web browser will find everything you enter on Google plus the word "torrent". You can achieve better results by inserting a dot in front of the "torrent" into the search. For example, if you are looking for a torrent openoffice, you can try to find OpenOffice instead of Torrent OpenOffice. 5. Go to torrent page. When you find a torrent page with the necessary files, click it and test it. Remember, not all streams and streaming pages are legal and can be difficult to find out which pages are safe. One way to explore the site is to find its address on Google and "Reddit" to see if there are redditors.Talk to me about it. Sites like 1337X and RARBG are popular torrent sites, but beware: in addition to legitimate apps, games, and movies, they offer pirated (illegal) content to download. Because many streaming sites host illegal files, they close quite often. 6. Consider a torrent. Once you find the file you want to download, there are some things to do first: look at the number of "seeds" available. Seer is the person who has 100% of the file available for download at the moment. The more available available, the more likely you are to get your files fast enough. If seeds are not available, the file download will not start until the planter has access. Many torrent sites have comment sections where people discuss their experience with a particular download. If the torrent contains viruses or malware, you may see a comment that indicates it, which will surely return you useful before downloading. 7 Download the torrent file. Click the download buttons, get this torrent, download the torrent or the like to start downloading. The first file that downloads doesn't actually contain the song, video, or app you're trying to download: it's just a small file with instructions that uTorrent will use to download the file from people sharing it online (Searer). 8 Double click on the downloaded.torrent file. You can find it in the default download folder. View download content in uTorrent, allows you to choose the download path and gives you the option to start downloading. You can also drag and drop a .torrent file directly into UTORRENT. 9 Click OK to start downloading. It is located at the bottom of the Options window. This will add the torrent file to the download list. Now you can search and add more torrent if you want. Downloads will be prioritized in the order in which they were added. 10 Look download. When you see "Download 0.0%" in the name of the torrent in the torrent window, the torrent files are officially downloaded. It may take several minutes before the torrent reaches its maximum download speed. It may take time to complete the download depending on the number of seeds, connection speed, practical connection speed and concurrent download. 11. Determine the files completed in the torrent at the end of the download, the files will be available in the download folder. The file you want to open, not what endsLocate a movie, folder, audio file, disk image (ending with .iso or .dmg) or compressed file (ending with suffixes like .zip, .tar, .Gor or .ra). Flight 12 Download Torrent Grain. Torrent Seeders automatically download files. You will know that your torrent has intensified when you see "sowing" in the green lane beside its name. Usually, the kindness is at least as long as you downloaded it to give it to the community. Select the finished torrent and stop for sowing at the right time. advertising

